



OWNER'S MANUAL PEDAL BOAT



WELCOME IN THE PELICAN FAMILY!

Thank you for choosing a Pelican pedal boat. This pedal boat was made according to rigorous quality standards and according to our know-how perfected since 1968. Take the time to read this manual and familiarize yourself with your pedal boat to fully enjoy this product. We know that a Pelican pedal boat offers a unique value and that you will be fully satisfied with it. We also know that you will create memorable paddling stories worth living.

See you on the water!

Antoine & Christian Elie, Owners.

IMPORTANT INFORMATION

MODEL:

DATE OF PURCHASE:

DEALER NAME:

REGISTRATION NO.:

PROVINCE/STATE:

MODEL NO.:

SERIAL NO. (ZEP):

WHERE IS THE SERIAL NUMBER?

You can find the serial number in the back of your pedal boat on the outside of the hull in the right-hand corner. It starts with ZEP and is 12 characters long.

Example: ZEP12345A678



INDEX

02	Your new Pedal boat
03	Getting Started
03	Materials / Manufacturing
03	About your Pedal Boat
03	Transportation
03	Prelaunch Checklist
03	Launching your Pedal boat
03	Mooring/Docking
04	Safety Precautions
05	Care and Maintenance
05	Storage
06	Warranty
07	Manufacturer's Declaration of Origin
08	Warranty Registration Card
09	Key features

YOUR NEW PEDAL BOAT

Take the time to familiarize yourself with some of the key components of your pedal boat.

NOTE

Some model may be equipped with more or less components.

EVERYONE USING THIS PEDAL BOAT MUST READ WARNINGS, CAUTIONS AND IMPORTANT INFORMATION VERY CAREFULLY.

WARNING

Indicates a hazardous situation which, if not avoided, could result in death or serious injury.

CAUTION

Indicates a hazardous situation which, if not avoided, could result in minor or moderate injury.

IMPORTANT INFORMATION

Provides useful tips and suggestions to make better use of your pedal boat.



BOW AND STERN CARRYING HANDLES
DRAIN PLUG

PEDALS

STEERING HANDLE


MOLDED BENCH SEAT

DRINK HOLDERS

2 FLUSH MOUNT ROD HOLDERS

BUILT-ON COOLER /
STORAGE COMPARTMENT
EQUIPPED WITH SOLID COVERS

TWO-BRANCH CANOPY



GETTING STARTED

Please read all the instructions in this owner's manual. Keep this manual in a safe place for future reference if necessary. The owner's manual includes:

01 IMPORTANT INFORMATION (PAGE 1)

This section is provided to record important information about your pedal boat. This information will come in handy if you need to contact our customer service department.

02 WARRANTY REGISTRATION CARD (PAGE 8)

As outlined in the warranty section on page 8, you can register your warranty electronically at www.pelicansport.com. You can also mail the completed warranty registration card available on page 6.

03 MANUFACTURER'S DECLARATION OF ORIGIN (PAGE 7)

Foreign governments may require a Manufacturer's Declaration of Origin. Complete the form available on page 7 if you need one.

04 MATERIALS/MANUFACTURING

Your pedal boat is made of Ram-X™.

Its great flexibility offers exceptional shock resistance. This flexibility increases with heat or with the craft's prolonged exposure to the sun but may also slightly warp the hull. The warping disappears when the hull cools and never affects the craft's performance.

Ram-X™ is a superior material that was developed and registered in 1978. It quickly became the benchmark of quality in the industry thanks to its shock resistance and ability to regain its initial shape following an impact. Widely hailed by consumers, Ram-X™ is a step above other materials used in the industry.



05 ABOUT YOUR PEDAL BOAT

/ There is a capacity sticker on every pedal boat. These capacity ratings should be respected at all times for your safety and security.

/ Sturdy polystyrene foam blocks are located between the hulls for optimum safety.

/ Do not remove them as they are for extra flotation. Water-resistant bushings, made of aeronautical acetal, are completely self-lubricating and maintenance free.

/ Exclusive, very wide, five-bladed high-tech polymer paddle wheels are used for greater traction and smooth, quiet propulsion. Clip-on, rib-reinforced, injection molded paddles are highly resistant to impact and wear, and easily replaceable.

/ Unique 90° crankshaft design makes pedaling smooth and efficient for both riders. The crankshaft is pre-treated with a zinc phosphatization, then electrostatically pulverized with a special polyester powder which is highly resistant to UV rays and other weather conditions.

/ The steering linkage system is located under the hull and is protected by the two (2) pontoons. An exclusive sealed trough hull aluminum steering mechanism allows easy maintenance if required, and avoids water infiltration.

/ Our pedal boats are not recommended for salt water usage.

06 TRANSPORTATION

The carrying handles at both ends help in the transportation of the pedal boat by hand. These handles should not be used to fasten the pedal boat on to a vehicle.

/ Do not use handles to secure pedal boat for transport.

/ If your pedal boat is equipped with adjustable seat backs and cooler lid(s), you should remove them before transporting, to avoid loss or damage.

07 PRELAUNCH CHECKLIST

/ Remove the tape holding the rudder in an upright position and allow the rudder to move down to its lower position.

/ Check that the drain plug at the bow of the pedal boat is securely in place before placing the boat in the water.

/ Check that the cranks turn freely and are not obstructed by weeds.

/ Check that all accessories are properly installed.

/ All passengers must wear an approved Personal Flotation Device (PFD). Insist that children wear a certified Personal Flotation Device that is the right size.

/ Always have one buoyant heaving line at least 15 m (49 ft. 3 in.) long and one bailer or manual bilge pump (or bilge-pumping arrangements).

/ Ensure that the boat has navigation lights if it is operated after sunset, before sunrise or in periods of restricted visibility.

08 LAUNCHING YOUR PEDAL BOAT

/ Make sure that all the material used to fasten the pedal boat during transportation is removed.

/ If one person is launching, pull with the stern lifted.

/ Never drag over rocks or sharp objects as this could damage hull rudder or rudder post.

/ Verify shore conditions before placing unit in water to avoid damaging the hull with foreign objects.

/ Always step into the footwell area in the front of the boat when boarding.

/ Always wear a certified Personal Flotation Device.

09 MOORING/DOCKING

/ Always moor pedal boat away from rocks or sharp objects.

/ Make sure that the motor is raised before mooring (if applicable).

/ Always moor your pedal boat in water that is deep enough so that the bottom hull does not get damaged.

/ Never moor pedal boat against a dock without proper protection (bumpers) for the sides of the hull.



SAFETY PRECAUTIONS

We suggest that you read the information below before using the pedal boat.
Failure to follow the warnings / precautions below may lead to serious injury or death.

- 01 **⚠️ WARNING WEATHER CONDITIONS AND WATER LEVELS**
Check the weather and water conditions before you go boating. Your pedal boat is designed to be used only in sheltered waters, lakes, and slow moving streams. It is not designed for whitewater use. Never go paddling in severe winds, rain, thunderstorms, choppy waters, strong currents, flood waters, or where tides will seriously affect your ability to steer the pedal boat or return to shore.
- 02 **⚠️ WARNING PERSONAL FLOTATION DEVICE (PFD)**
Before going boating, read the PFD manufacturer's information pamphlet regarding the PFD and thoroughly familiarize yourself with how the PFD is to be worn.
- 03 **⚠️ WARNING ALCOHOL AND DRUGS**
Never use or consume alcohol, drugs or any other mind altering substance that may affect your coordination, judgment or ability to safely and securely operate your pedal boat.
- 04 **⚠️ CAUTION SOUND-SIGNALLING DEVICE**
The Coast Guard requires boaters to have a means of signaling other boaters of their presence. You should keep a sound device in the boat with you at all times. If possible, attach the sound device to your Personal Flotation Device.
- 05 **⚠️ WARNING STANDING UP IN THE PEDAL BOAT**
Standing up in the pedal boat may cause it to capsize. If the boat should capsize, please note that, in most cases, it is far more dangerous to attempt to swim to shore than to stay with the boat.
- 06 **⚠️ WARNING ABILITY**
Know your limits. Consult your physician before beginning your pedal boat training. Realistically assess your physical condition to determine how far and how long you can paddle or swim.
- 07 **⚠️ WARNING HYPOTHERMIA**
Dress properly for weather conditions and wear a wetsuit if necessary. Pedal boat accidents in cold water are very dangerous. The loss of body heat due to immersion in cold water (hypothermia) can be fatal. Survival time in cold water can be as little as 15 to 20 minutes.
- 08 **⚠️ CAUTION BE ACCOMPANIED**
Always go boating with someone. It is preferable to be accompanied in case of an emergency or accident. Always let someone know about your plan, including your destination, how long you will be gone, and how many people will be with you.
- 09 **⚠️ WARNING ALWAYS FAMILIARIZE YOURSELF WITH THE BODY OF WATER YOU INTEND TO NAVIGATE**
Learn what hours boating is permitted, whether there are any known hazardous conditions and where you can get help quickly in case of emergency or accident.
- 10 **⚠️ CAUTION REGULATIONS AND LAWS**
Always follow Coast Guard regulations, boating and safety laws, and regulations and orders of various levels of government (including regional). Consult the Coast Guard and government authorities on the proper handling of a canoe and the required safety equipment such as lighting and sound alarms.
- 11 **⚠️ CAUTION SLIPPERY WHEN WET**
The hull material is extremely slick when wet. Always wear slip-resistant shoes.
- 12 **⚠️ CAUTION DRAIN PLUGS**
Check that the drain plug of the pedal boat is securely in place before launching the boat. You should drain the space between the deck and the hull of any water accumulated through condensation or seepage.
- 13 **⚠️ CAUTION WEIGHT CAPACITY**
Review the passenger and weight capacity limitations. Ensure the loading will be within these limits. Proper distribution of weight is necessary to ensure proper balance (trim) and performance. Each boat has capacity tag clearly displayed on the craft.
- 14 **⚠️ CAUTION EMERGENCY PADDLE(S)**
Always bring an emergency pedal boat or oar on board.
- 15 **⚠️ WARNING**
NEVER let minors use this canoe without adult supervision.

CARE AND MAINTENANCE

The best way to clean your pedal boat is to wash it with lukewarm water and mild soap. Do not use harsh abrasives. Regular cleaning will keep your pedal boat looking like new. Never attempt to paint the pedal boat because it will not stick to the hull.

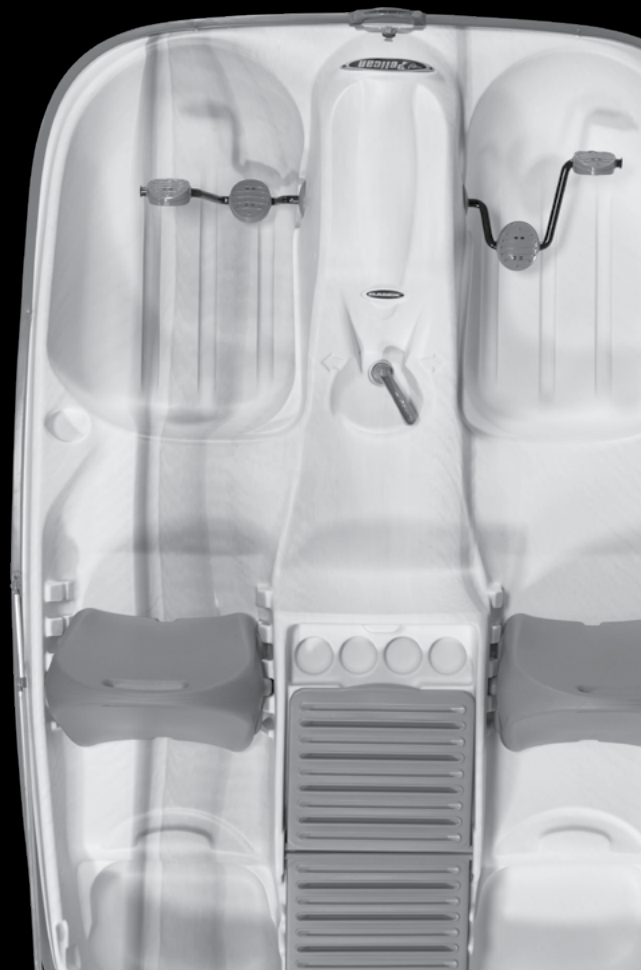
STORAGE

SHORT TERM

- / Pelican offers a mooring cover to protect your pedal boat from all types of weather conditions.
- / The drain plugs at the bow of the pedal boat should be removed periodically in order to allow any water accumulation caused by condensation to be evacuated. To drain: remove the drain plug and stand the pedal boat on its bow.

LONG TERM

- / To store your pedal boat for long periods of time, remove the drain plugs and stand the pedal boat on its bow to remove any water accumulation.
- / Set the pedal boat right side up on the ground with a mooring cover.
- / Avoid placing heavy objects on the pedal boat. If this should happen and the plastic is bent due to the pressure, place the boat in the sun and the RAM-X™ will return to its original shape.
- / Never store a pedal boat on sawhorses.
- / Avoid prolonged or unnecessary exposure to the sun, as this may damage the pedal boat's finish.



EXTENDED LIMITED WARRANTY

Pelican International Inc.'s warranty is valid only if the product is used for its intended purposes and for which it was designed.

Your pedal boat is built of superior materials and in accordance to stringent quality standards. With adequate maintenance, it will give you years of reliable use. But as with most products, it is subject to wear and tear. If you eventually need replacement parts, technical assistance or product/service information, please contact our Customer Service Department (1-800-463-6960), having ready at hand the product's model name and serial number ZEP, as well as the date and place of purchase.

The present warranty is only valid if the original buyer registered the warranty within the thirty (30) day period immediately following the date of purchase. Registration can be done either electronically via our website (www.pelicansport.com), or by completing and returning the accompanying registration card (page 8).

Pelican International Inc.'s warranty is valid only if the product is used for its intended purposes and for which it was designed.

Product component parts and accessories are warranted for a period of one (1) year from the date of purchase against defects in workmanship and/or materials.

The hull and deck are warranted for a period of two (2) years from the date of purchase against defects in workmanship and/or materials and suitable for its intended purpose. Only by returning your warranty and registration card on time will you extend your hull and deck warranty to four (4) years.

THIS WARRANTY DOES NOT COVER:

- / Pedal boat used for rental or other commercial use.
- / Pedal boat that have been damaged by negligence, misuse or accident, or wear due to owner's failure to provide reasonable and necessary maintenance.
- / Pedal boat modified or repaired by unauthorized persons.
- / Changes to the pedal boats appearance due to normal wear, sun exposure or any other environmental conditions.
- / Damage to the hull caused by gliding or using on abrasive surfaces.



During the warranty period, Pelican International Inc. is only obliged to repair or replace, at its discretion, this pedal boat, at either one of its factory, or at an authorized dealer store or service center, as decided by Pelican International Inc.

Transportation costs back to the place of repair or replacement are at the expense of the consumer. Pelican International Inc. is not responsible for any damages incurred in transport, for storing or transportation fees, or for inconvenience or loss of time or money while repairs are being made or until the product is replaced.

You must provide an authorization number (RMA) when returning a product for replacement or repair. Please contact the Pelican International Inc. Customer Service Department between 9 am and 5 pm (Eastern Time) at 1-800-463-6960 to get the RMA number. Pelican International Inc. will not accept a return without it.

This warranty is the sole and exclusive warranty by Pelican International Inc. in connection with this pedal boat. Pelican International Inc. offers no warranty or representation, expressed or implied (including, without limitations, merchantability or fitness for a particular purpose), with the exception of those that are specifically included in this warranty.

All incidental and/or consequential damages are excluded from this warranty. Guarantees implied are limited to the lifetime of this warranty. Some states may not allow limitations as to the duration of an implied warranty or as to the exclusion or limitation of incidental or consequential damages. It is therefore possible that the above limitations or exclusions do not apply to you. This warranty gives you specific legal rights. You may also have other legal rights depending on where you live.

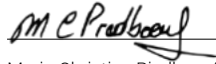
MANUFACTURER'S DECLARATION OF ORIGIN

The manufacturer further certifies that this was the first transfer of said new pedal boat in ordinary trade and commerce, and that all information given herein is true and accurate to the best of his knowledge.

NAME OF MANUFACTURER

Pelican International Inc.
1000 Place Paul-Kane
Laval QC H7C 2T2 Canada

AUTHORIZED BY



Marie-Christine Piedboeuf, President

PEDAL BOAT DESCRIPTION

SERIAL NUMBER (ZEP):

MODEL YEAR:

MODEL NAME:

LENGTH:

DEALER NAME:

ADDRESS:

CITY:

STATE/PROVINCE:

ZIP/POSTAL CODE:

Sold in the State / Province of

The undersigned manufacturer hereby certifies that the new pedal boat described below, the property of said manufacturer, has been transferred on this day of, on invoice number to

REGISTER YOUR PRODUCT

IMPORTANT INFORMATION

Please register your pedal boat within thirty (30) days after purchasing it to validate the warranty. You can register it electronically via our website at www.pelicansport.com/en/customer-service/register-product or you can complete the registration card below and return it to the following address:

Customer Service, Pelican International Inc.

1000 Place Paul-Kane

Laval QC H7C 2T2 Canada



PRODUCT REGISTRATION

<u>DATE OF PURCHASE:</u>	<u>MODEL:</u>	<u>SERIAL NUMBER (ZEP):</u>
<u>DEALER / STORE NAME:</u>		
<u>DEALER / STORE ADDRESS:</u>		
<u>STATE / PROVINCE:</u>	<u>ZIP / POSTAL CODE:</u>	<u>COUNTRY:</u>
MR. <input type="checkbox"/>	MRS. <input type="checkbox"/>	MS. <input type="checkbox"/>
<u>SURNAME:</u>	<u>NAME:</u>	
<u>ADDRESS:</u>		
<u>STATE / PROVINCE:</u>	<u>ZIP / POSTAL CODE:</u>	<u>COUNTRY:</u>
<u>TELEPHONE NUMBER:</u> ()	<u>E-MAIL:</u>	

KEY FEATURES

Some models may come equipped with more or less parts.



2-BRANCH CANOPY

Get the utmost in cruising comfort with this easy-to-operate sun shielding canopy.



LARGE BUILT-IN COOLER

Sturdy lids keep cool air in so your drinks and snacks stay chilled and fresh.



ADJUSTABLE AND RECLINABLE BACKRESTS

With multiple forward and backward position adjustments and the ability to recline, you are sure to find the position that is right for you.

ÉQUIPEMENT

Apprenez-en davantage sur les caractéristiques clés de votre embarcation à pédales.
L'équipement peut varier d'un modèle à l'autre.



PARE-SOLEIL

Profitez au maximum du confort lors de vos sorties grâce à ce pare-soleil facile à utiliser qui vous protégera du soleil.



GRANDE GLACIÈRE INTÉGRÉE

Les robustes couvercles gardent l'air frais à l'intérieur; vos boissons et vos collations demeurent réfrigérées et fraîches.



DOSSIERS INCLINABLES ET RÉGLABLES

Avec de multiples positions d'avancé et de recul et la possibilité de les incliner, vous êtes certain de trouver la position adéquate pour vous.