



Canoes Owner's Manual



www.pelicansport.com



Welcome!

Thank you for choosing a Pelican canoe. This craft was built according to stringent quality standards and with our 30 years of acquired expertise. We hope your experience with our product will be pleasant and rewarding. Please take time to read the contents of this manual so that you may draw maximum satisfaction from the product. We believe Pelican canoes offer incomparable value. We hope that you can take full advantage of your recent purchase.

The entire Pelican team

Customer Service

1.888.669.6960

service@pelicansport.com

www.pelicansport.com

Important Information

Model _____

Date of Purchase _____

Dealer Name _____

Registration No. _____

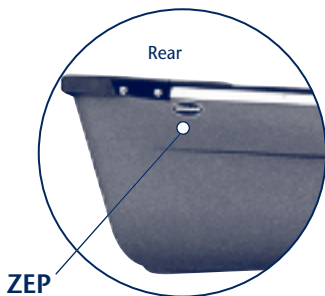
Province/State _____

Model No. _____

ZEP Serial No. _____

How to locate the serial number of your craft

Your canoe's serial number is here:



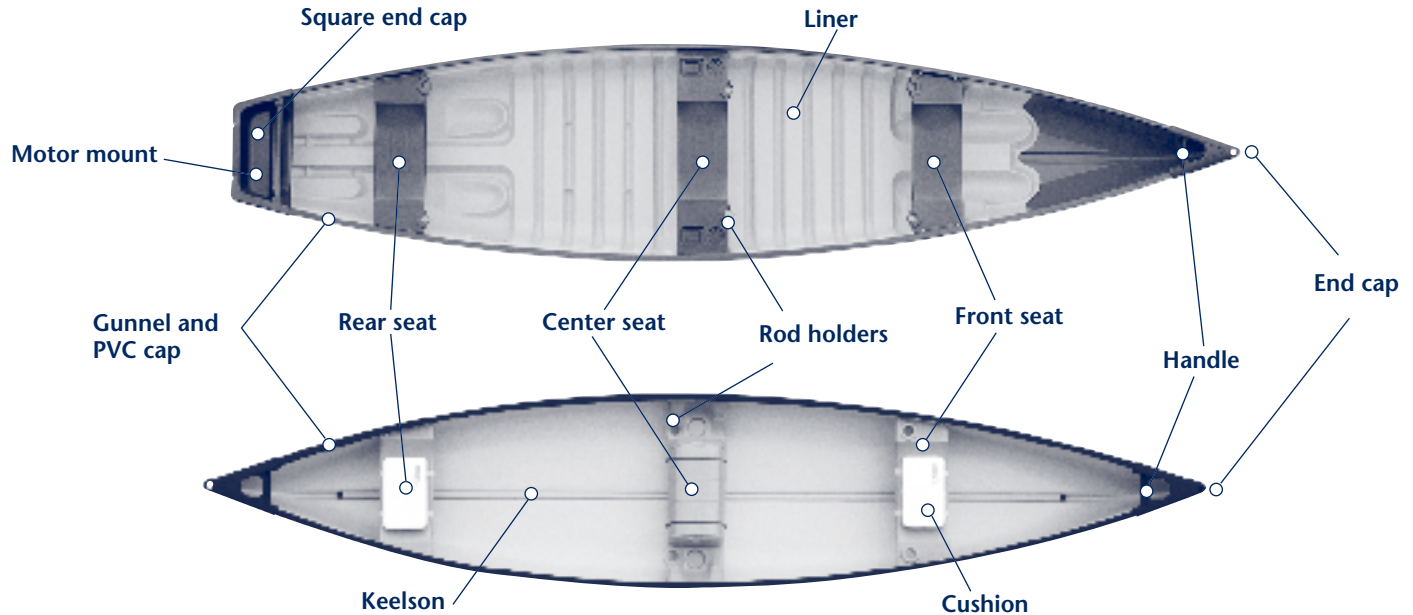
Index

Your canoe.....	2
For a Good Start	3
Materials/Manufacturing.....	3
Applying the Registration Sticker.....	4
Transportation	4
Pre-Launch Checklist	5
Launching Procedure	5
Trim Adjustments	5
Mooring/Docking	5
Safety Precautions	6
Care and Maintenance	8
Storage	8
Extended Limited Warranty.....	9
Assignment	11
Manufacturer Declaration of Origin	12
Canoe Description	12
Warranty Registration Card.....	13

Your canoe

Take time to learn about the various components of your canoe.

Note: Not all models include or come equipped with all the parts shown.



For a Good Start

Take care to read all the instructions of the present "Owner's Manual". Store the manual in a safe place for future reference. The manual contains:

1- Important Information

Important information regarding your canoe should be transcribed in the designated space found on the first page of the manual. The data will be useful if you ever need to communicate with Customer Service.

2- Warranty Registration Card

As detailed in the warranty section (page 9), registration of the warranty can be done either electronically via our Web site (www.pelicansport.com), or by completing and returning the registration card. You will find the card at the centre of the present manual.

3- Manufacturer's Statement of Origin

For registration, the governments of certain jurisdictions require the Manufacturer's Statement of Origin. You will find this document at the centre of the present manual.

4- Assembly

You will find the assembly instructions in your parts box.

Materials / Manufacturing

Because of its great flexibility, RAM-X™, the material of which your canoe is made, offers exceptional shock-resistance. Heat or prolonged exposure to the sun increases its flexibility, but may also induce slight warping of the hull. This warping will disappear as the hull cools. In any event, the craft's performance remains unaffected by this phenomenon.



Developed and registered in 1978, this superior material has performed throughout the years and has become the benchmark in the industry for impact resistance and memory capacity (to regain original shape after impact). Widely recognized by consumers, RAM-X™ differentiates itself from any other material used in the boat industry.

Applying the Registration Sticker


As most substances do not adhere well to RAM-X™, you must follow stated procedure to apply the registration sticker (required by certain governments). The registration sticker should be applied before the canoe is ever first set afloat.

- 1- Make sure the surface where the sticker is to be applied is clean and dry;
- 2- Clean said surface with rubbing alcohol or paint thinner;
- 3- Lightly sand the surface using medium grade sandpaper;
- 4- Using a hand-held hair-dryer, warm the receiving surface; the RAM-X™ should be warm to the touch, NOT HOT;
- 5- Apply the sticker while the surface is still warm.

Do not attempt to apply the sticker in cold weather; it will not stick.

Transportation

- The handles at the canoe's extremities facilitate fastening the canoe onto a vehicle.
- Make sure the canoe is firmly tied down, whether on a vehicle or trailer.
- Before setting out, make sure all accessories have been removed and packed into the vehicle so as to avoid damaging or losing them.
- Always install center thwart or center seat before car topping.



Pre-Launch Checklist

- 1- All passengers are wearing an approved Personal Flotation Device (PFD).
- 2- Emergency paddle(s) or oar(s) are on board.
- 3- There is an emergency kit (extinguisher, horn, extra fuses, first aid, etc.) aboard.
- 4- Motor(s) and battery are in good order.
- 5- If using a gasoline outboard motor, always attach it to the canoe with a canoe motor mount.
- 6- All weight is properly distributed.

Launching Procedure

Check that:

- All straps or tie-downs have been removed.
- You step into the center of the boat when boarding, to assure that the boat remains stable.
- Never board by stepping onto the gunnel.

Trim Adjustments (Square back canoes only)

- Different load conditions may require different trim angle settings. When the drive unit (propeller) is closest to the transom, it will tend to push the bow down when power is applied. If the bow digs excessively into the water, shift some of the weight to the stern and/or move the propeller further away from the transom. On the contrary, if the propeller is too far from the transom, the bow will rise excessively when power is applied. In this case, move some weight forward in the canoe and/or bring the propeller closer to the transom.
- Performance depends on the relation between proper weight distribution, trim angle and engine horsepower.

Mooring/Docking

- Always moor boat away from rocks or sharp objects.
- Make sure that the motor is raised before mooring.
- Always moor your boat in water that is deep enough so that the bottom hull does not get damaged.
- Never moor boat against a dock without proper protection (bumpers) for the sides of the hull.

Safety Precautions

Warning

Read the information below before using the boat. Failure to follow the warnings/precautions below may lead to serious injury or death. Paddle sports such as canoeing can be dangerous and physically demanding. Participating in paddle sports may put you at risk of serious injury or death. You should receive qualified instructions to learn proper paddling techniques, water safety, and first aid before going boating.

A- Weather and water conditions

Check the weather and water conditions before you go boating. Your boat designed to be used only in sheltered waters, lakes, and slow moving streams. It is not designed for white water use. Never go paddling in severe winds, rain, thunderstorms, choppy waters, strong currents, flood waters, or where tides will seriously affect your ability to steer the boat or return to shore.

B- Every passenger should always wear a Coast Guard approved personal flotation device (PFD) when using this boat.

Before going paddling, read the PFD manufacturer's information pamphlet regarding the PFD and thoroughly familiarise yourself with how the PFD is to be worn.

C- Never use or consume alcohol, drugs, or any other substance that may affect your coordination, judgment or ability to safely operate the boat.

D- Sound device

The Coast Guard requires boaters to have a means of signaling other boaters of their presence. You should keep sound device in the boat with you at all times. If possible, attach the sound device to your Personal Flotation Device.

E- Never Stand-up in the boat

Standing in the boat may cause it to capsize. If the boat should capsize, please note that, in most cases, it is far more dangerous to attempt to swim to shore than to stay with the boat.

F- Never exceed your ability

Honestly assess your physical capability as to how far and how long you can paddle and swim.

G- Slippery When Wet

The hull material is extremely slick when wet. Always wear slip-resistant shoes and stay in the center of the boat.

H- Hypothermia

Boating accidents in cold water are very dangerous. Hypothermia, the loss of body heat due to immersion in cold water, can be deadly. Survival time can be as short as 15 minutes in 35 degree F (2 degree C) water. Dress appropriately for weather conditions, wearing a wet or dry suit if necessary.

I- Never paddle alone

It is best to have someone with you case of an emergency or accident. Also, always tell someone your boating plans, including where you are going, how long you'll be gone, and how many people you'll be with.

J- Never allow minors to use this boat without adult supervision.

K- Always familiarise yourself with the body of water where you will be paddling.

Learn what hours boating is permitted, whether there are any known hazardous conditions, and where you can get help quickly in case of emergency or accident.

L- Always abide by all Coast Guard regulations and State and local laws, regulations, ordinances, and rules concerning boating and boating safety.

Check with the Coast Guard and State and local authorities concerning proper boat handling and the proper equipment to be carried on board, such as lights and sound-producing devices.

Care and Maintenance

The best way to clean your boat is to wash it with water. Never attempt to paint the hull because paint will not stick to the hull.

If the aluminium trim oxidizes exposure, occasionally clean it with a good aluminium cleaner/polish.

Storage

- The best way to store the boat is to sit it on a flat surface and if outside, cover the boat with a tarpaulin.
- Don't leave tight ropes or straps across the hull surface for long periods of time especially in hot weather.
- The hull surface, like a car's finish, will maintain its appearance better if the boat is not stored long term in bright sunlight.

Attention

Gravel and small rocks tend to accumulate beneath the keelson. Unless removed, these small rocks can wear a hole in the hull. As often as possible, turn the boat on its side and while pushing the bottom away from keelson wash out any rocks or gravel.

Square back canoes

Some water may accumulate between the hull and liner due to paddling, or rain.

THIS IS NOT A DEFECT.

TO DRAIN: Tip the canoe on its bow.



Extended Limited Warranty

Your canoe is built of superior materials and in accordance to stringent quality standards. With adequate maintenance, it will give you years of reliable use. But as with most such products, it is subject to wear and tear. If you eventually need replacement parts, technical assistance or product/service information, please contact our Customer Service Department, **having ready at hand the craft's model type and registration number, as well as the date and place of purchase.**

The present warranty is only valid if the original buyer registered the warranty within the thirty-day period immediately following the date of purchase. Registration can be done either electronically via our Web site (www.pelicansport.com), or by completing and returning the accompanying registration card.



Pelican International Inc. warranty is valid only if the product is used for its intended purposes and for which it was designed. Product component parts and accessories are warranted for a period of one (1) year from the date of purchase against defects in workmanship and/or materials.

The hull and deck are warranted for a period of one (1) year from the date of purchase against defects in workmanship and / or materials and suitable for its intended purpose. Only by returning your warranty and registration card on time will you extend your hull and deck warranty to two (2) years.

This warranty does not cover: a) boats used for rental or other commercial use b) products that have been damaged by negligence, misuse or accident, or wear due to owners failure to provide reasonable and necessary maintenance c) products which have been modified or repaired by unauthorized persons d) change in appearance of boat due to wear, exposure or any other environmental condition.

During the warranty period Pelican International Inc. is obliged only to repair or replace, at its discretion, the above mentioned parts, at either its manufacturing plant, or at an authorized dealer store or service center, as decided by Pelican International Inc. Transportation costs back to the appointed place of repair or replacement are at the expense of the consumer. Pelican is not responsible for any damages incurred in transport, for storing or transportation fees, nor for inconvenience or loss of time or money while repairs are being made.

Any return or repair of boats must be accompanied by an **authorization number** obtained by your dealer and which can only be issued by calling **Pelican's customer service between 9 am and 5 pm Eastern Standard Time at 1-888-669-6960**. The return of any Pelican boat will not be accepted by Pelican International Inc. without this authorization number.

This warranty is the sole and exclusive warranty by Pelican International Inc. in connection with its above mentioned boats and Pelican International Inc. makes no warranties or representations, expressed or implied (including warranties of merchantability and of fitness for a particular purpose) in such connection except as specifically set in this warranty.

All incidental and/or consequential damages are excluded from this warranty. Implied warranties are limited to the life of this warranty. Some states do not allow limitations on how long an implied warranty lasts or the exclusion or limitation of incidental or consequential damages, so the above limitations or exclusions may not apply to you. This warranty gives you special legal rights, and you may also have other legal rights which may vary from state to state.

First Assignment

For value received, the undersigned hereby transfers this Statement of Origin and the boat described therein

to _____

Address _____

and certifies that the boat is new and has not been registered in this or any other states; he also warrants the title of said boat at time of delivery, subject to the liens and encumbrances, if any, as set out below:

_____ *Amount of Lien* _____ *Date*

_____ *To Whom Due*

_____ *Address*

Dated _____ At _____

_____ *Transferor (Firm name)* By _____ *Sign here* _____ *Position*

Before me personally appeared _____ who by me being duly sworn upon oath says that the statement set forth above is true and correct.

Suscribed and sworn to before me this the _____ day of _____

_____, Notary Public.
Seal

Date Commission Expires _____

Second Assignment

For value received, the undersigned hereby transfers this Statement of Origin and the boat described therein

to _____

Address _____

and certifies that the boat is new and has not been registered in this or any other states; he also warrants the title of said boat at time of delivery, subject to the liens and encumbrances, if any, as set out below:

_____ *Amount of Lien* _____ *Date*

_____ *To Whom Due*

_____ *Address*

Dated _____ At _____

_____ *Transferor (Firm name)* By _____ *Sign here* _____ *Position*

Before me personally appeared _____ who by me being duly sworn upon oath says that the statement set forth above is true and correct.

Suscribed and sworn to before me this the _____ day of _____

_____, Notary Public.
Seal

Date Commission Expires _____

Important

To make valid and extend the warranty, proceed to its registration within the 30 days immediately following the product's purchase date.

Registration can be done electronically via our Web site (www.pelicansport.com), or by completing and returning the present registration card to the following address:
Customer Service, Pelican International Inc., 1000, Place Paul-Kane, Laval, Quebec, Canada H7C 2T2

Warranty Registration Card

Date of Purchase: _____ Model: _____ Serial Number: ZEP _____

Dealer/Store Name: _____

Dealer/Store Address: _____ State/Province: _____ Zip/Postal Code: _____

Country: _____

Mr. Mrs. Ms.

Surname: _____ Name: _____

Address: _____ State/Province: _____ Zip/Postal Code: _____

Country: _____

Telephone Number: () _____ E-Mail: _____

Please take a moment to complete the questionnaire on the reverse side.

Questionnaire (Please mark only one answer per question)

A) Purchased at this type of store...

- 1- Discount Store
- 2- Warehouse Club
- 3- Marine Store
- 4- Catalog
- 5- Other

B) Reason you bought this boat

- 6- Product Features
- 7- Price
- 8- Reputation
- 9- Warranty
- 10- Quality
- 11- Other

C) I received this product as a gift

- 12- Yes 13- No

D) How did you become aware of the product?

- 14- Magazine Ad
- 15- Newspaper Ad
- 16- Sport/Boat Show
- 17- Radio Ad
- 18- Store Display
- 19- Friends/Relative
- 20- Salesperson

E) Where do you plan to use your boat?

- 21- Pond
- 22- Small Lake
- 23- Medium Lake
- 24- Large Lake
- 25- River
- 26- Other

F) Most common companion when using this boat?

- 27- Solo
- 28- Adult
- 29- Children

G) How do you transport this boat when you want to use it?

- 30- Car Top
- 31- Pick-up Truck
- 32- Trailer
- 33- No Need to transport

H) Which type of motor do you plan to use with this boat?

- 34- Gas
- 35- Electric
- 36- No motor

I) Do you own another boat?

- 37- Yes 38- No

J) You consider yourself a:

- 39- Serious Fisherman
- 40- Occasional Fisherman
- 41- Neither

K) Do you own a summer cottage?

- 42- Yes 43- No

L) Do you own your own residence (other than a summer cottage)?

- 44- Yes 45- No

M) How many people are in your household?

- 46- One 47- Two
- 48- Three 49- Four
- 50- Five 51- Six or more

N) Your occupation:

- 52- Homemaker
- 53- Professional
- 54- Executive
- 55- Middle Management
- 56- Sales/Marketing
- 57- Clerical
- 58- Craftworker
- 59- Retired
- 60- Other

O) Highest level of formal education:

- 61- Other
- 62- High School Graduate
- 63- Some College
- 64- College Graduate
- 65- Some Graduate School

P) Your age:

- 66- Other
- 67- 25-34
- 68- 35-44
- 69- 45-54
- 70- 55-64
- 71- 65+

Q) Your annual household income:

- 72- Other
- 73- \$10,000 - \$19,999
- 74- \$20,000 - \$29,999
- 75- \$30,000 - \$39,000
- 76- \$40,000 - \$49,999
- 77- \$50,000 - \$59,999
- 78- \$60,000 and over

R) Are you living as:

- 79- A Couple
- 80- Single
- 81- Family

We thank you for having taken the time to answer the questionnaire. Your answers will help us to better serve you.